


Anal Ultrasound Probe



Visual Value...

..Innovative 360° Transrectal Ultrasound

Fecal Incontinence Imaging



Features and Benefits:

- High resolution USB-enabled 360° 12MHz endocavity probe - the smallest in the world
- Anal canal visualization capability for diagnostics and surgical planning
- Integrated fecal incontinence diagnostics
- Ultrasound Video Capture Capability
- Self-contained hardware for simple cleaning and service
- One-Click image marking with customizable annotations
- Easy to use angle and length measurements
- Intuitive hot keys for image quality adjustment
- Extract images for use in MS PowerPoint, Word and PDF
- Optional HL7 connectivity



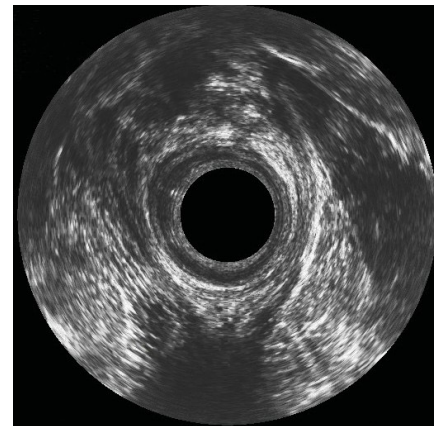
Code:99-5942

SPECIFICATIONS:

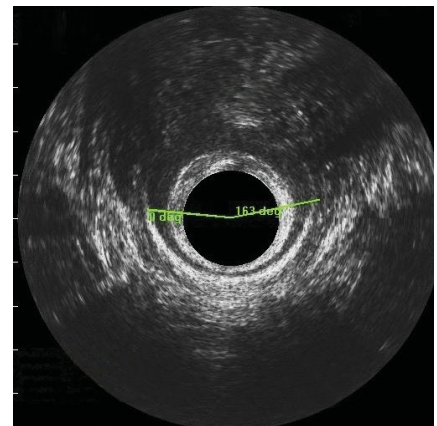
Frequency:	12MHz
Scan Depth:	3cm Max
Focal Point:	1.6cm
Probe Length:	31.5cm
Probe Diameter:	2.1cm
Weight:	0.4kg
Connectivity:	USB 2.0
Depth Marker:	2-12cm

SOFTWARE:

Measurements:	Dist. (mm), Angle (°)
Image Capture:	Frames & Cine Loop
Cine Loop Length:	128, 64 & 28 Frames



Case Study #1: Normal



Case Study #2: Sphincter Defect

ADS Med

ADSMED di De Santis Alessandra

Sede Operativa: Via Chiantigiana, 239 50012 Grassina (Firenze)

Sede Legale: Via Sant'Isidoro 4/A 50023 Impruneta (Firenze)

Tel. +39 3392594908

P.IVA 07064810489- Cod.Fiscale DSNLSN71T67H703L

Mail. a.desantis@adsmmed.it

Web www.adsmmed.it

INTERSON